


MILANO MEGA

TRINCIASTOCCHI PER GRANDI DIMENSIONI | CHOPPER FOR BIG SURFACES



MOD : 320 T MR | 400 T MR | 450 T MR | 520 T MR | 600 T MR | 640 T MR



Ø 8-10 cm

CARATTERISTICHE | FEATURES




Utensili
Tools



(OPTIONAL)
Trasporto idraulico
Hydraulic transport



Ø 323 mm Monorotore
Monorotor



Doppia centina imbullonata
Double bolted rib

- 2 controcoltelli imbullonati | 2 Bolted counter knives
- Slitte laterali regolabili | Adjustable side skids
- Rullo autopulente | Self-cleaning roller
- Tendicinghia automatico e ingrassaggio centralizzato
Centralised greaser and automatic belt tightener
- Doppia centina imbullonata | Double bolted rib
- Doppia trasmissione | Double transmission
- Gruppo moltiplicatore da 100 a 280 CV
Gearbox from 100 to 280 HP
- Gancio traino | Tow hitch
- Cassetta portattrezzi | Toolbox
- Rotore Ø323 mm | Rotor Ø323 mm

UTENSILI | TOOLS

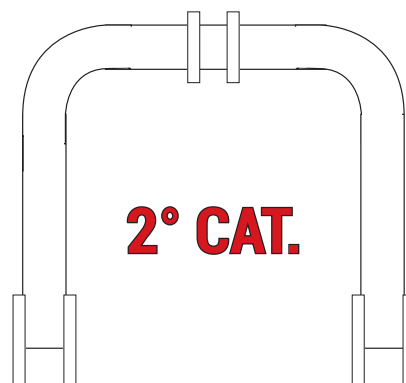
MAZZA Ø 18
HAMMER Ø 18



COLTELLI Y 90°
90° Y FLAILS



ATTACCO TERZO PUNTO THREE POINT HITCH



2° CAT.

SPECIFICHE TECNICHE TECHNICAL SPECIFICATIONS							
	MODELLO MODEL	320 T MR	400 T MR	450 T MR	520 T MR	600 T MR	640 T MR
	LARGHEZZA LAVORO WORK WIDTH (cm)	320	400	450	520	600	640
	LARGHEZZA MACCHINA WIDTH MACHINE (cm)	360	440	490	560	640	680
	PESO WEIGHT	2190	2625	2745	2865	2995	3225
	N° MARTELLI e COLTELLI HAMMER and KNIFE	40 80	50 100	56 112	56 116	64 132	68 140
	N° CINGHIE SPBX BELTS SPBX	8	8	8	10	10	10
	SCATOLA STANDARD STANDARD GEARBOX	110-170		120-175		150-280	

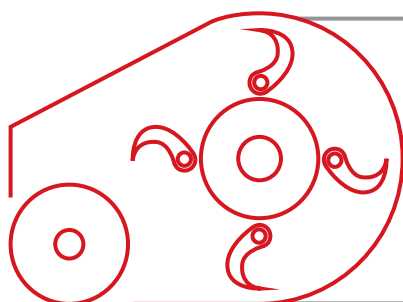
SISTEMA DI TRASPORTO AGGIUNTIVO CON RUOTE ADDITIONAL TRANSPORT SYSTEM WITH WHEELS							
	N° NUMERO DI RUOTE NUMBERS OF WHEELS	2	3	4	4	4	4
	DIMENSIONE PNEUMATICI WHEELS DIMENSION	10.75/15-3	10.75/15-3	10.75/15-3	10.75/15-3	10.75/15-3	10.75/15-3

	MODELLO MODEL	320 T MR	400 T MR	450 T MR	520 T MR	600 T MR	640 T MR
	PREZZI PRICES	SU RICHIESTA ON REQUEST					

OPZIONI & ACCESSORI OPTIONS & ACCESSORIES	
	CARDANO PTO SHAFT
	ASSALE TRASPORTO IDRAULICO (MOD: 320 400 450 520) HYDRAULIC TRANSPORT AXLE (MOD: 320 400 450 520)
	RUOTA SUPPLEMENTARE 10.75/15 (MOD: 320 400 450) ADDITIONAL WHEEL 10.75/15 (MOD: 320 400 450 520)



ASSALE IDRAULICO PER TRASPORTO STRADALE (OPT)
HYDRAULIC ROAD TRANSPORT AXLE (OPT)



Monorotore Monorotor	mod: 320 MR 400 MR 450 MR
Biorotore Biorotor	mod: 520 MR to 640 MR
Ø del rotore Ø of rotor	323 mm
Giri rotore RPM	1780 g/min
Presenza di forza PTO	1000
Ø del rullo Ø of roller	220 mm