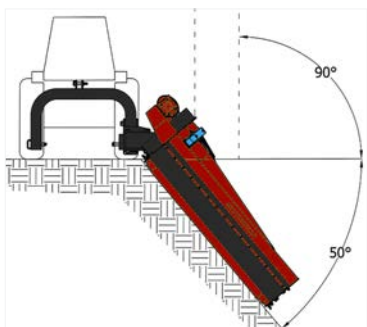


NOVELLO E

TRINCIA LATERALE | SIDE MOWER

MOD : 135 | 150 | 165 | 180 | 200



Ø 3-5 cm


CARATTERISTICHE | FEATURES




Utensili
Tools



Gruppo esterno
External gearbox



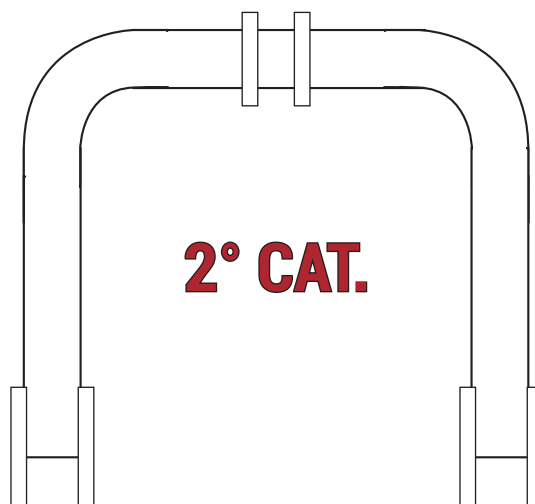
(OPTIONAL)
Ammortizzatore meccanico
Mechanical shock absorber



Contro-coltello imbullonato
Bolted counter-knife

- Attacco terzo punto: cat. 2 | Type attelage: cat. 2
- Slitte laterali regolabili | Adjustable side skids
- Rullo autopulente regolabile | Self-cleaning adjustable roller
- Tendicinghia automatico | Automatic belt tightener
- Gruppo moltiplicatore con ruota libera interna | Gearbox with free wheel
- Gruppo esterno | External gearbox
- Ammortizzatore meccanico | Mechanical shock absorber
- Contro-coltello imbullonato | Bolted counter-knife

ATTACCO TERZO PUNTO THREE POINT HITCH



UTENSILI | TOOLS







MAZZA
HAMMER



COLTELLO A Y 90°
90° Y FLAILS



SPECIFICHE TECNICHE | TECHNICAL SPECIFICATIONS

	MODELLO MODEL	135 E	150 E	165 E	180 E	200 E
	LARGHEZZA LAVORO WORK WIDTH (cm)	135	150	165	180	200
	LARGHEZZA MACCHINA WIDTH MACHINE (cm)	150	165	180	195	215
	PESO WEIGHT	355	395	435	475	515
	N° MARTELLI e COLTELLI HAMMER and KNIFE	12 24	14 28	14 28	16 32	18 36
	N° CINGHIE SPBX BELTS SPBX	3	3	3	3	3
	SCATOLA STANDARD STANDARD GEARBOX	50-70			70-90	

	MODELLO MODEL	135 E	150 E	165 E	180 E	200 E
€	PREZZI PRICES	SU RICHIESTA ON REQUEST				

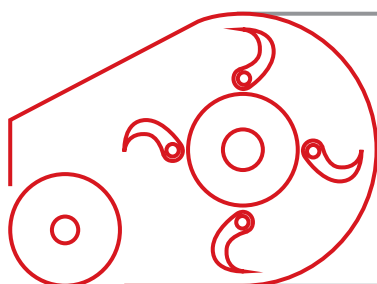
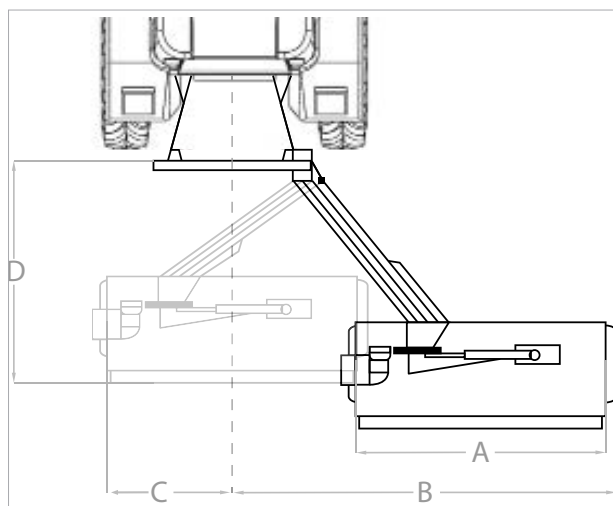
	RIF.	135 E	150 E	165 E	180 E	200 E
SPOSTAMENTO LATERALE (cm) SIDE OFFSET (cm)	A	135	150	165	180	200
	B	235	250	265	280	300
	C	40	40	40	40	40
	D	180	180	180	180	180

OPZIONI & ACCESSORI | OPTIONS & ACCESSORIES

CARDANO 1700 mm | PTO SHAFT 1700mm

CARDANO OMOCINETICO
WIDE ANGLE PTO SHAFT

ACCUMULATORE OLEOPNEUMATICO
OLEO-PNEUMATIC ACCUMULATOR



Ø del rotore Ø of rotor	115 mm
Giri rotore RPM	2000 g/min
Presenza di forza PTO	540
Ø del rullo Ø of roller	139 mm